

Dear Future First Graders and Families,

Congratulations on a successful kindergarten school year! We are excited to meet you in first grade! Please continue working hard over the summer by reading, writing, and practicing your math facts.

To help you prepare for an exciting year, we would like you to work on the attached summer packet. In addition to this packet, please work on Raz-Kids and Dreambox once a week! You will also find a sight word list (Smart Start). These are the words your child should have mastered in kindergarten. Practice reading and spelling these words until mastery is achieved.


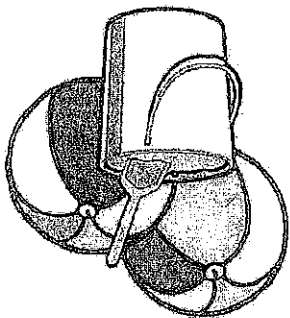
Please complete your packet and return it to your teacher the first week of first grade.

Attached to this packet is a suggested supply list for first grade. Please review the supply list and label all supplies with your child's name.

We wish you a summer filled with fun, relaxation, and of course reading, writing, and math! Enjoy the warm summer days and we look forward to meeting you in September.

Sincerely,

Your Future First Grade Teachers



Mrs. Daniels' Suggested Supply List

**These items do not need to be labeled because we will share them.

1 Elmer's white glue, 4 oz.

12 white glue sticks

2 large boxes of Kleenex

24 sharpened pencils

Girls: 1 package of large dinner-sized paper plates

Boys: One 8 oz. bottle of clear, unscented hand sanitizer

Girls: 1 box of gallon-sized Ziploc bags (about 20 in a box)

Boys: 1 box of sandwich-sized Ziploc bags (about 50 in a box)

1 package of baby wipes

2 scrapbook tape runners

(You can find these in the scrapbooking section of crafts stores, Walmart, Target, and Meijer. We will use them to make memory books.)

1 box of 12 or 24 colored pencils

erasers

1 large container of Clorox or Lysol type wipes

**Thank you in advance for purchasing supplies for your child and the classroom. Please watch Office Depot and Office Max for their deals. Over the summer, I will be watching the sales and getting some great supplies for our class, too.

**These items need to be labeled with your child's name.

2 boxes of 24 Crayola Crayons

Write your child's name on the back. (I will hold onto your child's second box of crayons until half-way through the year.)

1 wooden clipboard

Please remove packaging and labels.

Write your child's name on the back.

1 clear view binder (1 inch)

Please remove packaging and labels.

Write your child's name on the inside of the front cover.

25 clear page protectors. Take them out of the package and put them in the clips of the binder.

1 composition notebook

Write your child's name on the inside of the cover.


reusable water bottle that your child can open independently. (Do not send in bottles that have straps.) Write your child's name clearly on the side.

If your child will be bringing lunch on most days, you may want to purchase a lunch bag. Make sure you write your child's name on the outside.

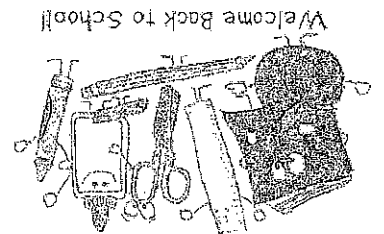
large backpack

Write your child's name on the outside.

When choosing clothes for school, please make sure your child can handle the clothing independently. Some children may need Velcro or slip on shoes. Some children may need elastic waist pants so they can get to the bathroom quickly.



Mrs. Stefan's Suggested Supply List



— 1 green, 1 red, and 1 blue plastic Duotang folder

— 2 boxes of 24 Crayola crayons

— 2 packages of glue sticks

— scissors

— 1 package (4 pack) of wide multi-colored EXPO Dry Erase markers

— 1 clipboard

— 2 one subject spiral notebooks (wide ruled pages)

— 1 bottle of hand soap (female students only)

— 1 8oz. bottle of hand sanitizer (male students only)


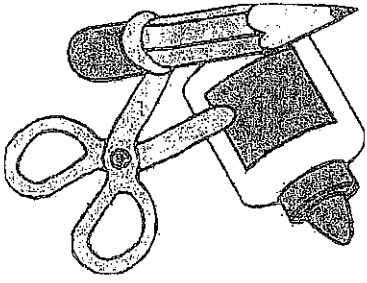
— 2 containers of Clorox wipes

— 2 large boxes of Kleenex

— 24 sharpened #2 pencils

— 1 mini pencil sharpener (with an enclosure for shavings)

— 1 pink eraser



Terenzi's Suggested First Grade Supply List

2 containers of Clorox wipes

2 boxes of 24 Crayola crayons

2 large boxes of Kleenex

Elmer's white glue, 4 oz.

1 clipboard (wooden preferred)

12 white glue sticks

12 sharpened pencils



1 box of 25 (8 1/2 x 11) plastic sheet protectors (with 3 ring hole-punched)

an old oversized shirt for art projects

1 package of large paper plates (female students only)

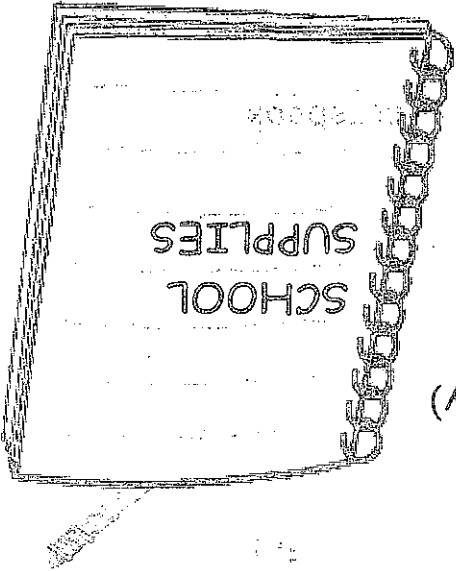
1 large bottle of hand sanitizer (male students only)

SCHOOL SUPPLIES

1 box of sandwich Ziplock bags (male students only)

1 box of gallon Ziplock bags (female students only)

folders (1 red, 1 green, and 1 blue solid color plastic duotang folders)



1 plastic supply box

1" inch clear-view white binder

3 one subject wide ruled notebooks

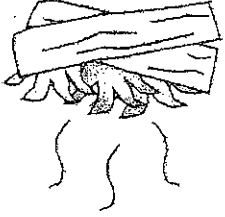
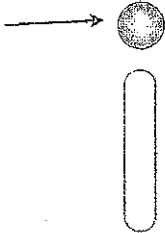
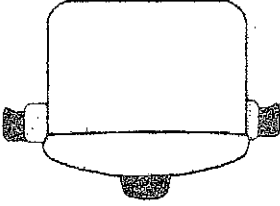



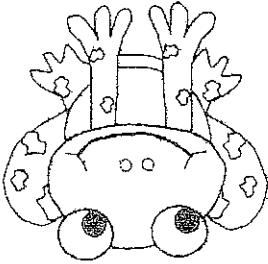

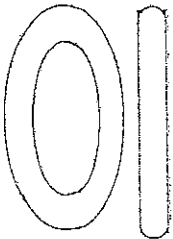



1 highlighter

1 mini pencil sharpener with an enclosure for shavings

scissors (Fiskar brand is recommended)

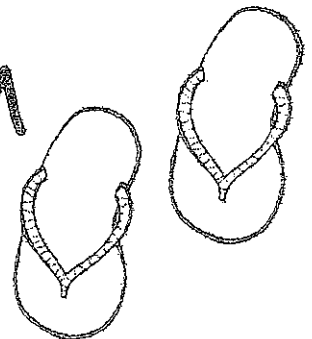
1 composition notebook

1 package of wide multi-colored Expo Erase markers

Directions: Write the matching word for each picture.






Word Family Flip Flops



Name _____







pot dot tot

bug rug mug



zip dip rip

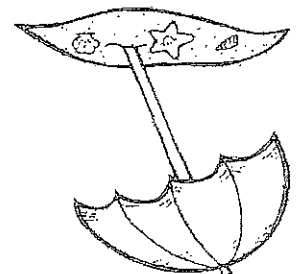
cat pat bat



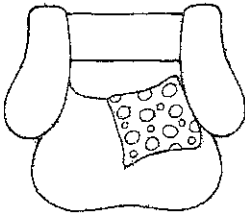
Directions: Put each group of words in ABC order on the waves.

ABC Order Waves

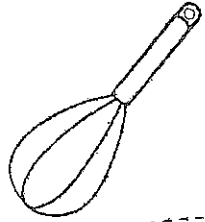
Name _____




cou



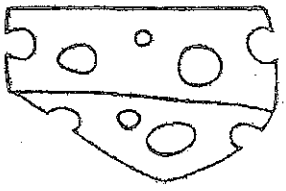
isk



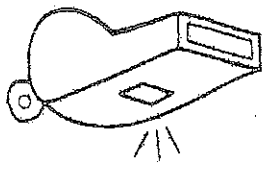
ell




ee



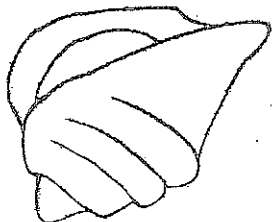
istie



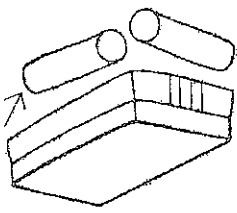
ick



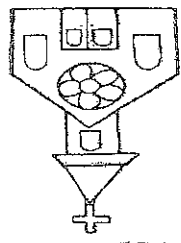
ell



aik



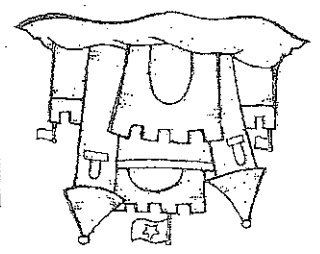
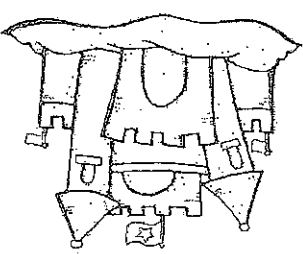
urch




Directions: Write the digraph for each word.

Sandy Digraphs


Name _____




hop




jump




climb




pack




skip




look



run




walk



Directions: Add the -s ending to each word. Write the word on the line.

Sunny Word Endings

Name _____

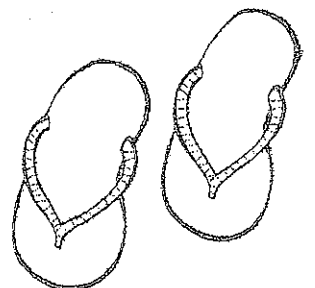


1. the sun is hot

Directions: Rewrite each sentence using correct capitalization and punctuation.

Summer Fun Editing

Name _____



2. I will swim at the pool

3. it is hot outside

4. what is your name

5. Will you play with me

_____ = _____ - _____
 _____ = _____ - _____
 _____ = _____ + _____
 _____ = _____ + _____

11 14 3

_____ = _____ - _____
 _____ = _____ - _____
 _____ = _____ + _____
 _____ = _____ + _____

7 11 4

_____ = _____ - _____
 _____ = _____ - _____
 _____ = _____ + _____
 _____ = _____ + _____

6 9 3


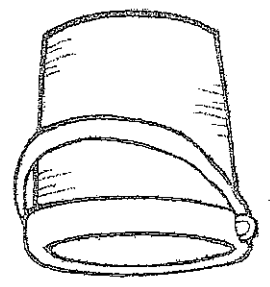
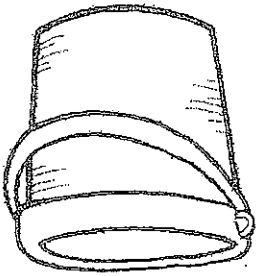
_____ = _____ - _____
 _____ = _____ - _____
 _____ = _____ + _____
 _____ = _____ + _____

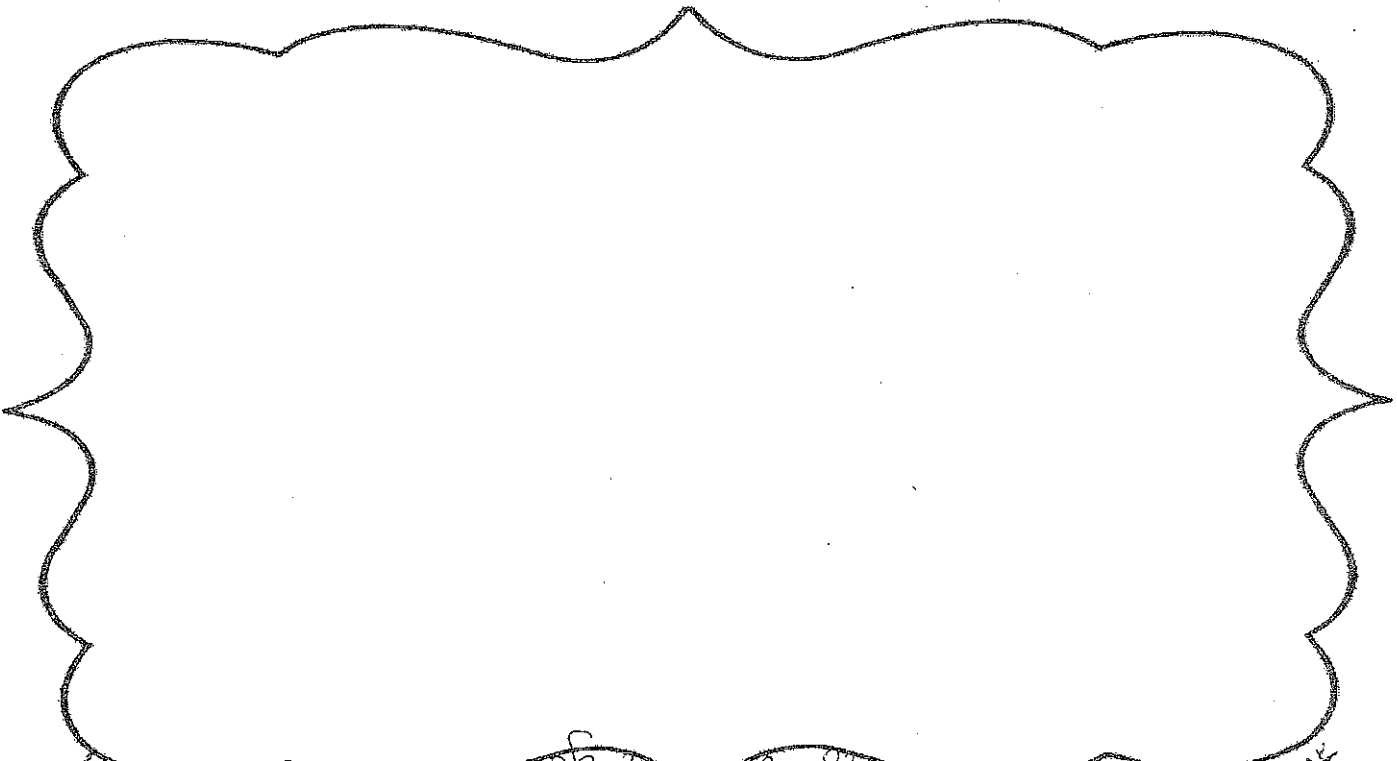
5 8 3

Directions: Write the matching facts for each fact family.

Fact Family Beach Pails



Name _____





*Write two sentences to tell what you did this summer.

SUMMER



Name _____

Smart Start

a

Smart Start

has

Smart Start

little

Smart Start

my

Smart Start

can

Smart Start

go

Smart Start

you

Smart Start

he

Smart Start

do

Smart Start

to

Smart Start

I

Smart Start

like

Smart Start

the

Smart Start

me

Smart Start

play

Smart Start

are

Smart Start

here

Smart Start

we

Smart Start

where

Smart Start

ten

Smart Start

is

Smart Start

red

Smart Start

this

Smart Start

look

Smart Start

was

Smart Start

an

Smart Start

see

Smart Start

said

Smart Start

get

Smart Start

let

Smart Start

have

Smart Start

yes

Smart Start

for

Smart Start






and

Smart Start

she

Smart Start

with



Smart Start
us

Smart Start
am

Smart Start
as

Smart Start
saw

Smart Start
it

Smart Start
in

Smart Start
at